

## Outline and Teaching Tips to Sunday Software's Fluffy & God's Amazing Christmas Adventure

Installation Note: Ignore the "licensing" info in the installer. Sunday Software has made this program free to use to the supporting members of Rotation.org in their churches and member's homes. If during installation you get a Windows security warning about "unknown publisher," ignore it and keep installing.

### "Fluffy" has six main learning areas:

#### 1) Promises, Promises

About the Old Testament Prophets, the Cry for a King, About the Kings, the concept of "Messiah"

#### 2) Yo Mary and Joe

The Angels Visit to Mary and Joseph, Angel's "Fluffimation"...and... Mary Visits Elizabeth, About John the Baptist, Mary's Magnifies "Fluffimation"

#### 3) The Road to Bethlehem

Some fun facts and a sheep riding a donkey.

#### 4) Jump for Joy

Luke 2 Movie (Theater), About the Bethlehem House, Super Jesus Fluffimation

#### 5) Shepherd's Night

The Angels and the Shepherds, Shepherd's Quiz, Visit to see the newborn baby (w/ discussion Q's)

#### 6) Following Yonder Star --The Magi

About the Star, Herod, Magi, Fluffy vs Herod Game (v1.2), Magi Fluffimation



There's also a **7th** fun learning activity called **DJ FLUFFY JAM – Rap** Master Fluffy's: Christmas song machine. It's pretty goofy, but on the other hand, you can discuss some of the interesting choices the kids make in selecting lyrics.

**Five of the six learning areas could be a lesson of their own depending on** your needs, the amount of time available, how much extra discussion you do, and the age of your students. Some of the areas have printable handouts for deeper discovery and discussion. Most areas include what we call a "Fluffimation" reflection & discussion activity. EVERY activity assumes a teacher is present and following up on material as it is presented.

The MAGI section and Prophet's section contain some screens for older students to read and go deeper with.

Do Section 3 and 4 together if you have the time.

This software assumes your students have at least a vague familiarity with the Christmas story. If they don't, we recommend a Christmas story videotape be viewed in preparation for using Fluffy. Much of Fluffy's content looks at the *story behind the story*. One of its over-arching themes is "*what was God trying to do, and why was God trying to do it.*" It is not intended to cover Christmas A-Z. We have specifically designed the program to have enough material for more than one class time, or for succeeding years to keep it fresh. Preview and decide which material you will use.

**AGE RANGE COMMENTS:** The program was designed expecting an adult is alongside students using the program. Older students will enjoy just about every part of the program. Early elementary and pre-readers will need help navigating, knowing when to skip something, and completing the Fluffimations. Because the Fluffimations read aloud, young students will need help with the input, but will enjoy hearing "their" content.

## WHAT IS A FLUFFIMATION?

It is a "Mad Lib" like reflection activity found in five of the six program areas. Students type in answers to various questions found on a form. The program then takes the student responses and puts them into a reading from scripture which is read aloud by the computer. In this way the students are "re-phrasing" or reinterpreting the words/metaphors of the passage. For example, in Section 2 "Yo Mary & Joe" the students are working with Mary's Song of Joy found in Luke 2. It's quite fun.

Before playing the Fluffimation students can SEE how their typed words will look in the script and change them if desired. Fluffimation texts can be PRINTED as well. Fluffimation's are designed to cover essential concepts again and get students to reformulate story concepts into their own language. Their choice of words should prompt great discussion.

**Play Notes:** Only click the PLAY Fluffimation button ONCE. You must fill in all the blanks to get a Fluffimation to run.

**Tech Note:** Fluffimations make use of Windows' ability to convert text into speech. If you don't hear the speech, go to Sunday Software's support page for help.

**Teaching Notes:** The purpose of the Fluffimations is to help students understand the images, metaphors, and vocabulary of Advent. As they begin to fill them out and play them back, you and your students should start talking about the words and concepts found or placed in the story. Some of their responses can be just for fun, however, your role as "teacher" is to listen and encourage them to GO DEEPER with their words. Don't be shy. Ask them to do it over if their initial responses are shallow. **Discuss their results.** In most cases, the Fluffimations are designed to get students re-thinking key vocabulary and concepts in their own words. After listening to and discussing their results, encourage them to go back and work through the Fluffimation again.

The Fluffimation can be played immediately upon creation, edited, and/or printed out.

## Outline to "Promises, Promises" -The Old Testament and the Prophets Foretell a Christ

This is a major collection of learning activities laid out in a logical sequence. You may choose to skip or concentrate on a few, or go through them all. First you learn about **Kings**, then the idea of **Prophets**, who brought the message about a new kind of king -a **Messiah**. The section is introduced by God who then offers a series of choices at several points for deeper study. God also explains how GOD wanted to be our leader and why he's better than a king.

### Opening Narration by God

**About Some of My Kings** -- God describes the people's demand for a king. See below for more details on the Kings activity.

### Prophets Section Options:

- Prophet 101 -Questions
- Prophet 201 -Materials to read and discuss ...mostly for older students, though teachers may want to relate some of these ideas to their younger students.
- Prophecy and Foretelling the Future...mostly for older students and those are spending a lot of time on the concept.

### More God Narration

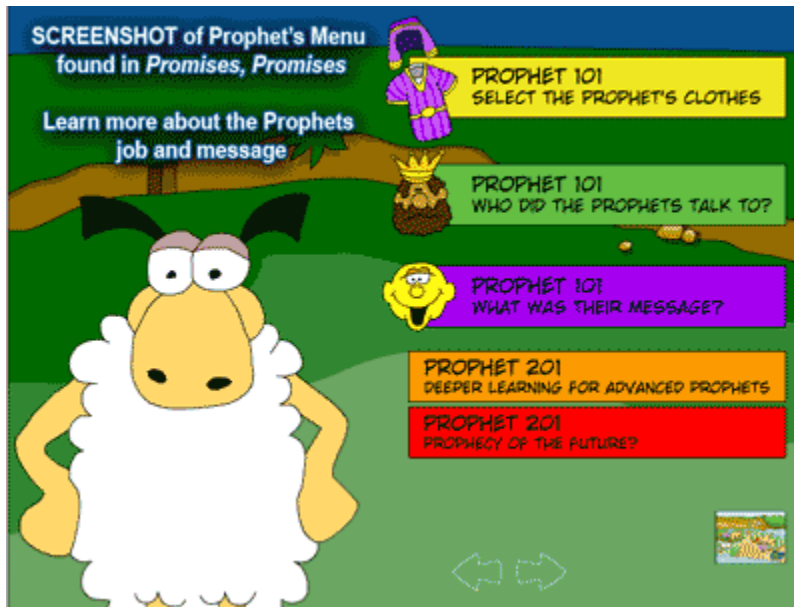
### Messiah Section Options

- More About the Meaning of Messiah
- "I Am Your Messiah King"
- Become a Prophet (includes Isaiah 9 Prophet Fluffimation)
- Jesus Family Tree



who

## Details of options in the “Prophet” section



### Prophets 101 (3 questions)

In Prophet 101 God asks Fluffy three questions and the kids click the correct answers. These are narrated so even younger kids can learn from them.

1. Select what prophet's normally wore to identify themselves.
2. Who did the Prophet's Talk to? (mostly)
3. What was their message?

Teachers Should Note: Even a wrong answer has some good information to learn in it.

Q: A prophet is a person called by God to go deliver a message from God to a group of people. Which one of these looks like a prophet's clothes to you Fluffy?

Q: Who did the prophets go and talk to mostly in the Bible? Q: What was the main message of the prophets in the Bible?

### Prophet 201: (1) The Prophet's Message .(2) Prophecy & the Future

In Prophet 201 older students can dig a little deeper into the concept of Prophets and prophecy. It is recommended that you chat with your pastor about your church's understanding of prophecy before tackling this area.

#### Additional Prophet 201 Questions for Discussion not found in program:

- Why do you think they kept going away from God?
- Who are the leaders of today? (Suggestion: don't just think of political leaders)
- How can having Christ as our King help us solve the problems which the prophets warned about?
- What things in your life right now are the opposite of what God wants you to do and you need to "turn away from"?

#### 1. Some Prophets and their Claims to Fame

A CHART lists many of the prophets and highlights of what they did. How many did your student recognize? What are the similarities and differences between these prophets?

#### Additional Questions About Prophets not found in program:

- Name some problems in your community and nation which need to be solved.

- Decide which problems God is most concerned about, then suggest the solution(s) God would most likely offer.
- Name some of the places you would have to appear and speak in as a prophet on these issues.

## 2. Prophecy of the FUTURE?

An optional illustrated text to read and discuss with **older** students. Here's the text they'll find.

**Do Prophets foretell the future?** There are many Christian who believe that the books of the prophets are "encoded" with information about the future. They believe that some of the prophets messages were for future generations, and not for their own time and place. They believe that some of the visions of the future in the Bible also predict world events and the end of the world. What does your church teach about prophecies?

**One point of view:** (here's an excerpt of the text found in this section)

The Bible teaches... about the kind of world God wants us to live in. It describes God's hope for humanity. Through its stories and prophets God explains why people keep messing up God's plan -and what we can do to get back on track, to repent... (and there's more).


**Additional Questions for Discussion not found in program:**

God sends prophets to us in every age. Who are our prophets today? What are they talking about? What are they telling us to do? Who are the prophets telling us about the Christ child? What are some of the "other" messages we hear about Christmas this time of year that are NOT true?

**When you click the right arrow at the end of the Prophets 101/201 section you are taken to the "Messiah" Section**

**The program presents you with 4 "Messiah" learning choices:**

- 1) More about the meaning of "Messiah"
- 2) "I am Your Messiah King"
- 3) Become a Prophet (A Fluffimation)
- 4) Continue Down the Road (back to main menu)



## Details of the Messiah Section

### 1. More about the meaning of "Messiah" two sections: (a) *Meaning* and (b) *Quiz*

#### a. About the meaning of Messiah

**God:** Fluffy I want you to go up and smell these three things. One of them represents the idea of what the word Messiah means. You tell me which one you think represents what the word "Messiah" means...

**Jar 1:** Smells sort of bad. **Jar 2:** Smells REALLY bad. **Jar 3:** Smells pretty good.

**VERSE Ephesians 2:5** (not narrated) ...Christ loved us and gave himself up for us, a fragrant offering and sacrifice to God. **Comment from Neil:** I recommend you also have your older students look up **Ezekiel 20:41** for one of the Old Testament passages which equates a pleasing odor with goodness. NRSV: "As a pleasing odor I will accept you, when I bring you out from the peoples, and gather you out of the countries where you have been scattered. The KJV and other translations use the phrase 'with sweet savor' but the NRSV scholars lean toward aroma rather than taste. It should also be noted that FRANKINCENSE was an aromatic tree sap derived spice added to offerings in the Temple to make the offerings "pleasing" to God.

## b. Messiah Quiz:

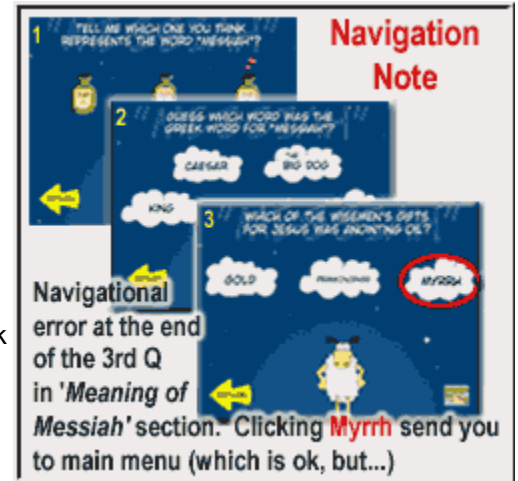
**God Q:** Now...the word Messiah is a Hebrew word. But in the time of Jesus a lot of people spoke Greek. Guess which word was the Greek word for Messiah? (Christ)

**God Q:** Later, when Christianity spread throughout the Roman Empire, people spoken Latin and translated the word Christ into the Latin word\_\_\_\_\_. (Savior)

**God Q-** Which of the Wisemen's gifts for Jesus was anointing oil? (Myrrh)

**Teacher's Note:** Scholars believe that Myrrh was one of the oils used to cover/embalm bodies, and one of the spices the women brought to Jesus' tomb. Myrrh's recipe is debated, but it was thought to be a combination of several expensive plant extracts. The gifts of the Magi-Wisemen are more fully explained in the MAGI section of Fluffy PROGRAM.

**\*\*Note: there's a navigational error here.** Clicking *Myrrh* will take you back to Fluffy's main menu. THUS, we suggest you do "More About the Messiah" LAST, or at least be aware that clicking Myrrh will send you to the main menu, from which you can RE- ENTER the Prophets (Promises, Promises) section and fast forward to the next sections. (Sorry about the glitch).



## 2. "I am Your Messiah"

God asks a question and suggests two verses to look up.

**God:** I didn't want my people to have any King but me. I knew that human kings could turn bad. Through the prophet Isaiah (chapter 60 verse 16) I announced "You will know at last that I, the LORD, -I am your Messiah and Redeemer, the Mighty One of Israel."

**Q-** Now you know why the angel said to Mary that Jesus would be called "EMMANUEL" because Emmanuel is the Hebrew word for (the Messiah). If you look up **Isaiah 7:14** you can read where my prophet Isaiah first told people that the coming Messiah would have this special name.

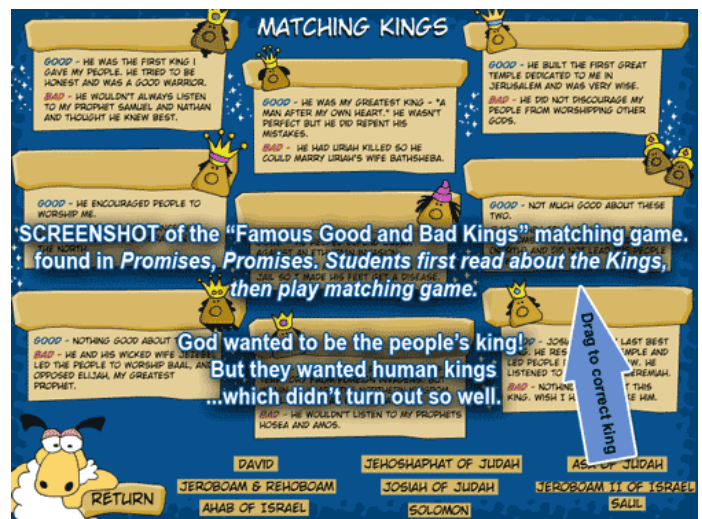
**Q-** Remind you of any special Bible Story??? (correct answer is Luke 2). Teachers Should Note: Make sure to have students look up Isaiah 7:14 if you do this section.

### Details of the "About Some of My Kings" activity found in the "I Am Your Messiah" section

This 'side activity' features about 10 famous Bible kings in an interactive screen. Students discover what the King did right, and what they did wrong. In version this area, but it's concept can certainly be discussed for an additional 5 or 10 with the questions below.

Students read the descriptions About the Kings, then make the names drop-off, then drag them back to their correct descriptions. We chose some of the more famous and colorful ones.

One of the purposes of this area is to establish the lineage of Jesus back to the Kings and understand that human kings are poor replacements for God (who wanted to be our King after all). Christmas is about the birth of Jesus the "King of Kings." ...a title that might be better read "King BETTER THAN (above) all Kings."



### Additional Questions for Discussion about the concept of "kings" not found in program:

- What seems to make someone a "good" King? ... a "bad" King?
- Why do people seem to like to have leaders over them?
- What's the problem with giving one person all the powers of a King?
- Why were God's reasons for wanting to be King?
- If you were to create a spot for Jesus on our King Page, what would be the "good" and "bad" about him?

### 3. Become a Prophet

A **Fluffimation** reflection using Isaiah 9 - "For unto us a Child is born, unto us a Son is given.. and His name shall be called Wonderful, Counsellor, The mighty GOD, The everlasting Father, The Prince of Peace..." Students will rephrase the ideas/images found in Isaiah 9. Should be great opportunity for discussion. Compare and contrast.

### 4. Jesus Family Tree

This "Jesse Tree" -like project can be completed onscreen and printed, or printed and filled out later. This activity/handout shows Jesus' relation to many of the Bible's key people. Several "fill in the blank" options are included for students to add more material to Jesus' family tree, such as, "a key person in my life who shares their faith with me." This document is also found in a folder on the PROGRAM as a PDF document.

Teacher's Should Note: The Family Tree project is meant to be discussed. The concept of this tree could be expanded to a large wall-size family tree with far more info and questions about "who is part of our heritage, part of our faith family" etc.



## Outline of Yo! Joe & Mary -- the Angel's Announcement & Mary Visits Elizabeth

### The Announcement

- 1) Narration/Animation of the Story, Fluffy becomes the Angel
- 2) Meaning and Pronunciation of Jesus' Name (printable)
- 3) FLUFFIMATION --- rephrase the angels' announcement.

### Mary Visits Elizabeth

- 4) Check out some of God's promises
- 5) Contrasting reasons why people get excited at Christmas
- 6) Tell me more about John the Baptist
- 7) FLUFFIMATION ---Mary's song of joy



## THE ANNOUNCEMENT...

### 1. Narration/Animation of the Story -- Fluffy becomes the Angel

**God has Fluffy become the angel who announces Jesus' birth to his parents.**

The only problem is, Matthew and Luke don't agree about which parent the angel visited, and that becomes the *schtick* for this section.

**Excerpt of God's Narration:** Hey Fluffy... you know what an angel is?.....Yep, that's right. Good job Fluffy. And remember... the thing about angels is anyone can be one, all you have to do is...

**For deeper learning:** How much does it matter that Matthew and Luke don't quite agree on the details? How is each

story unique? What special meaning does each story have on its own apart from the other story?

## 2. Meaning of Jesus' Name

This printable study is mostly for 4rd grade on up, though younger children can benefit to hear it read to them. It is very interesting.

**Sample of the text found on the printable page:** The name Jesus is the English and Latin spelling of the Greek word Iesous. "Iesous" in Greek was pronounced "Yay-zous" (the letter 'I' in Greek sounds like a 'y'). The New Testament was written in Greek and many of the early Christians spoke Greek. "Iesous" is the Greek spelling of the Hebrew word "Jeshua." If you had heard Mary call to her baby, it would have sounded like "*Here little Jeshua.*"

## 3. Angel Fluffimation Activity-

This Fluffimation has the kids rephrasing the Angels' Announcement to Mary/Joseph. It is the longest Fluffimation on the PROGRAM. It deals with a number of key concepts, names, meanings regarding Jesus' role in the world.

The **GO VISIT MARY** arrow takes you to the next section described below...

*In the "Go Visit Mary" section...*

## Mary Visits Elizabeth

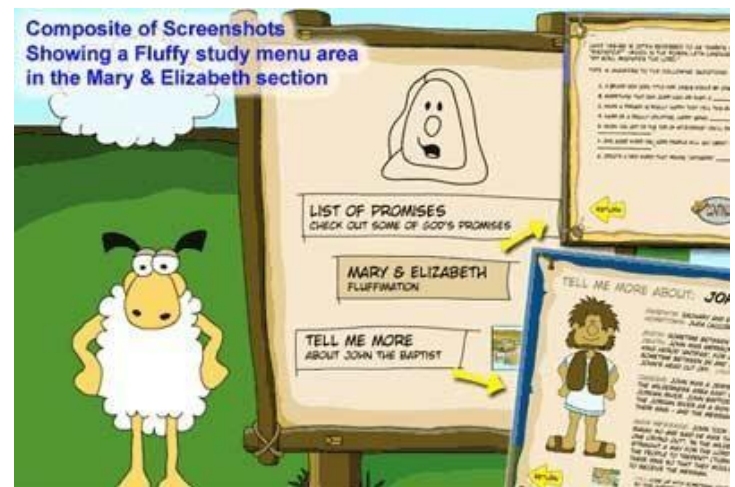
**Excerpt of God's Opening Animation/Narration to this Section:** Fluffy, I'll bet you didn't know that Jesus and John the Baptist were cousins, did ya? Well they were because their moms were related. Mary was pregnant with Jesus when she went to visit Elizabeth who was pregnant with John.

**Check out some of God's promises** -If you have time before going to this section, have student groups come up with a list of "the promises of God" ...then go into this section and see how many of the 'main' promises they were able to list. Younger students should have someone read these to them.

- God makes over 600 promises in the Bible. Most are similar to the following:
- God promises you will find him -if you seek God with all your heart and soul. (Deuteronomy 4:29)
- God will listen to you and deliver you from all your fears. (Psalms 34:4)
- God will take care of all your needs if you put God and his Kingdom first in your life. (Matthew 6:33)
- God forgives our sins. (Luke 23:34)
- God will give you eternal life. (Romans 8:11)

**There are two kinds of promises in the Bible: (this question appears on screen)** -younger students should have someone read these to them.

1. Things God gives to you no matter what.
2. Things God can do for you if you follow in God's way. Can you think of some examples that fit each category?



**Tell me more about John the Baptist** (short section) -younger students will need this read to them if used.

### FLUFFIMATION ---Mary's song of joy

This "song of joy" is sometimes called the "Magnificat" which means "my soul magnifies (or) exalts" in Latin. Our Fluffimation here is designed to help students express in their own words and ideas the joy and exaltation of Jesus' coming birth. If you have time, it is HIGHLY recommended that students read Mary's Song of Joy in Luke. The Fluffimation contains much of it. Notice some of the hopes Mary expresses for the poor and oppressed.



## Outline to On the Road to Bethlehem

*In this short section God & Fluffy head on down the road to Bethlehem together. It is rather humorous. Along the way several short things pop-up to discover and discuss as time permits.*

**TIP:** Wait until God is done talking, then click either Micah verse or the "Go to Bethlehem" sign.



**Micah 5:2-5** The following text appears onscreen when the "VERSE" button is clicked:

Micah was an Old Testament prophet. He had a vision that God would rescue his people from disaster. This is what he wrote: You, O Bethlehem Ephrathah, are only a small village in Judah. But a ruler of Israel will come from you, one whose origins are from the distant past. The people of Israel will be abandoned to their enemies until the time when the woman in labor gives birth to her son. Then at last his fellow countrymen will return from exile to their own land. And he will stand to lead his flock with the LORD's strength, in the majesty of the name of the LORD his God. Then his people will live there undisturbed, for he will be highly honored all around the world. And he will be the source of our peace.

### BILLBOARDS ALONG THE JOURNEY

One or two of these can be briefly discussed. They are mostly for fun. Love that Sheep riding a Donkey! Fyi: you must click on the Billboards to keep moving on down the road.



## Outline to "In Bethlehem"

- 1) "Bethlehem House Tour" --No room at the inn explanation
- 2) "Luke 2 House ...Jesus Slept Here"
- 3) "Super Jesus FLUFFIMATION"

### Bethlehem House Tour

Fluffy dons headphones and tours the house where Jesus was born. This 'tour' was inspired by the audio tour at Graceland (Elvis' mansion). During this short tour, your students learn that the word "inn" is a mis-translation of the word for "guest room." And that the "guestroom" was often the spare room used to keep animals. Jesus was born among relatives! There are some clickable hotspots in each of the room graphics just for fun. See if you can find them.





## The Luke 2 Theater ...'The Birth of Jesus'

Fluffy enters this house to discover it is a theater inside and a presentation of the Birth Story. "In the days when Quirinius was governor of Syria..."

Possible follow-up activity to the movie. We've heard this story so much, but do we understand exactly what the words mean? Write down words from the traditional words of this narration (example: Syria, swaddling, manger) and challenge groups to define what they mean in a bit of a gameshow.

## Super Jesus FLUFFIMATION

Describing Jesus in **super hero** language, ala Isaiah 9. This section is a lot of fun. Be prepared to compare/contrast Jesus with the super-heroes and super-powers your students describe. Lots of follow-up potential here.

**HOT TIP:** To younger students, the contrast of "Super" Jesus vs. "Real" Jesus may not be apparent at first. "Super" Jesus is the kind of messiah some people were expecting. Jesus isn't Superman. He's a real hero. *Help them understand that distinction as they work through the Fluffimation.*

**For extra study:** Make a list of the good things various superheroes can do. Include Jesus' powers on the list and contrast them as to their ultimate benefits.



## Outline to Shepherds & Angels

Outline of this section:

- 1) The Story
- 2) Shepherds Quiz
- 3) Visit to the Baby Jesus

**Excerpt of God's Narration of this story:** "Hey Fluffy, looks like you've found some family to stay with too. Now according to Luke chapter 2, these shepherds are supposed to be out watching their sheep by night. They're out alright. Let's wake them up..."



After the narration and animation, you are invited to take the **Shepherds Quiz** --all about the Shepherds and Angels. There are 15 questions, but you will be presented with only 10 of them each time you take the quiz. Get 8 or more correct and you can see the Baby Jesus. Well, actually, at the end of the quiz you can see the Baby anyway. Jesus welcomes even sinners ;-). If you get a question wrong, you must still find its correct answer before a new question is presented.

**Some of those questions are VERY TRICKY.** Here's a hint to make you look "in the know" -- the "obvious answer" is wrong in the question that talks about the angel appearing to the shepherds in the Gospel of Matthew. The angel story is only found in Luke!

**HOT TIP:** If using this section with NON-Readers, read and simplify the question and only read TWO answers: the correct one and a false one, and have them choose between the two.



Kids must get more than 7 out of 10 questions right in order to get to see the Baby Jesus. If they get a question wrong they still have to answer correctly, but don't get a point. They can keep trying the quiz until they get enough points to see the baby. Once in to see the baby, each character poses a question.

Once in the manger, roll over the various characters to see their thoughts/questions. It's a discussion starter area, really. Some of the questions are simple. Some are profound. See the manger graphic at the end of this document.



## Outline to Following Yonder Star -the Magi

Outline of this section:

1. God tells the story of the Magi -- Matthew 2: 1-11
2. About the Magi
3. About the Star
4. About King Herod
5. Another Wise Person -Simeon
6. FLUFFIMATION ...how to look for God.
7. Fluffy vs Herod game and Gifts discussion



Several of these sections do not read aloud. They are there for deeper study and discussion by older students. Some sections end with questions to respond to.

### 1. God tells the story of the Magi -- Matthew 2: 1-12

### 2. About Magi ...and a quiz

The Magi were a group of religious people who...

**For further discussion:** What do you -and could you do at Christmastime to let others know that you too seek Jesus?

### 3. About the Star

Was it a huge star? Was it a comet or a planet... (It was neither, see the in-game answer!)

**For further discussion:**

Q: Who are some of the "stars" pointing you to Jesus?

Q: What are some ways God sends messages to people in the church?

### 4. About Herod

King Herod was a bad person...

**For further discussion:** Why do some people not want to celebrate the birth of Jesus?

### 5. Another Wise Person looking for the Messiah: Simeon

### 6. FLUFFIMATION ...how to look for God

### 7. Gifts of the Magi Game Matching Game and Fluffy vs Herod "Bouncy" Game

What are Frankincense, Gold and Myrrh and what did they mean? Drag the description to the correct item. A question is revealed when they do so. It reads: "What three things in your world could be substitutes for Gold, Frankincense, and Myrrh that might have similar meanings? **Important Tip about the Gifts of the Magi Matching Game:** Click the ANSWER and drag it to one of the three choices (see graphic above).

### Fluffy vs Herod "bouncy" game and discussion

Bounce Fluffy to reveal real treasure. After the treasure is revealed, questions appear. "What gifts would we bring Jesus today that would have the same meaning as gold, frankincense and myrrh?" This is a really good subject to dig into with all ages.



## DJ FLUFFY JAM

There are two songs you can select from: Angels we have heard on high and Little town of Bethlehem.

### How to Jam:

1. Click **VOICES**, then click and drag words from the selections into the highlighted lyric slots. There are two sizes of lyrics -a onesy and a twosy.
2. Click **Instruments or Sound FX**, then drag their blocks on to the blue-purplish line under the lyrics.
3. Click **PLAY SONG** only once and wait.



There is no way to save a song. If you use the drum-fills, the songs can get off tempo. We worried about it until we beta-tested and found the kids really thought it was funny that poor little Fluffy couldn't keep time.



Additional "worksheets" that guide students through each of the various sections in the software can be found with the Fluffy software download link at [www.Rotation.org](http://www.Rotation.org). As well, Rotation.org's Writing Team has written five different Advent lessons that have Computer Workshop lesson plans that use the Fluffy software. Tech Notes and some teaching materials can be found at [www.sundaysoftware.com](http://www.sundaysoftware.com).

